

APPLICATIONS



HORIZONTAL



VERTICAL



SOFTCHECK™



TARGET VALUES



MEMORY MANAGER



**The Fixturlaser GO Basic Delivers Live Values and Icon Based Guidance**

Our entry product, the Fixturlaser GO Basic, comes with high tech hardware and software, and many functions to increase the user friendliness. As with all the other Express Alignment products, the Fixturlaser GO Basic also uses the innovative and remarkable Express Alignment measurement units that will save you a lot of time and headache.

**Measurement Technique and Accuracy**

All Fixturlaser shaft alignment tools use two measurement units, i.e. two laser beams. With the integrated innovative technology, 30 mm CCD sensors and line laser, we have virtually eliminated rough alignment. This is a benefit you would not enjoy with the measurement technique that uses only one laser beam. With such an alignment tool, you would have to remeasure after each and every adjustment.

The measurement units also deliver extremely high measurement accuracy. Measurement readings are taken in three positions with a minimum of 45° shaft rotation between them. You can sample up to 40 measurements points in each position giving a total of 120 points for calculation of a possible machine misalignment.

Also, the CCD sensors allow for digital signal quality control, further enhancing the measurement accuracy.

**Intuitive User Interface**

Our intuitive user interface that is based on icons and symbols, thus eliminating any language barriers, will guide you throughout the measurement and adjustment process.

The rotation guide indicates with black or white fields if you are within the permitted measurement area or not.

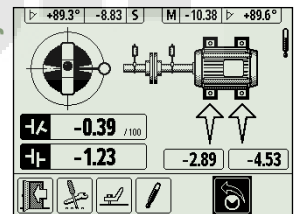
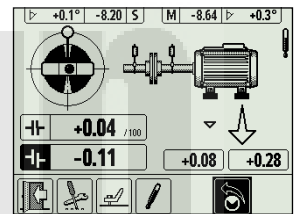
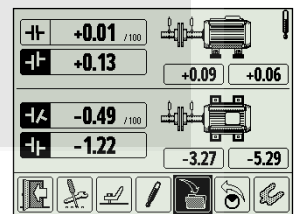
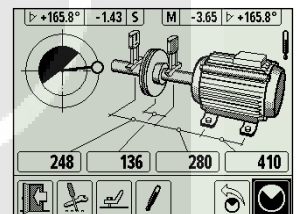
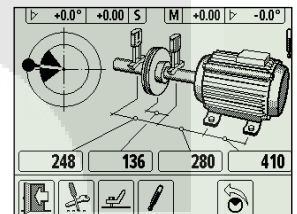
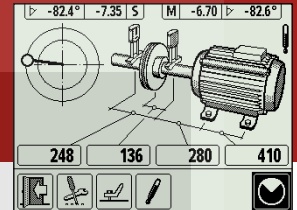
The measurement result is shown as coupling values and foot values for horizontal and vertical direction. The result field is enhanced with symbols indicating angular and/or offset errors.

During the measurement process, an angle guide will help you reach the correct measurement position. Arrows by the machine's feet will show you in which direction the machine needs to be moved.

**Saving and Documentation**

Saving is handled by using the Memory Manager function; the Fixturlaser GO Basic has the capacity to store 350 measurements.

Documentation of measurement reports is really easy. By connecting the display unit to the PC's USB connection, the files are rapidly transferred using the Explorer function in the PC.



Measurement

Result

Adjustment



**TRUE POSITION SENSING**

- BOTH SHAFTS' POSITIONS MONITORED SIMULTANEOUSLY
- LIVE MEASUREMENT VALUES DURING ADJUSTMENT



**ALIGNMENT INTELLIGENCE**

- 30 MM CCD DETECTOR + LINE LASER = VIRTUALLY ELIMINATE ROUGH ALIGNMENT
- DIGITAL SIGNAL QUALITY CONTROL → EDGE DETECTION, SIDE SPOT REJECTION, AND AMBIENT LIGHT SUPPRESSION


**The Fixturlaser measurement units with the largest detector area, 30 mm!**

Compact measurement units that are easy to handle during assembly and measuring.



**GRAPHIC USER INTERFACE**

- ICON BASED



**Fixturlaser GO Basic**

2 pcs Rod Tool

Display Unit GO

Tape measure

Fixturlaser S2

Fixturlaser M2

USB Cable

Shaft brackets complete incl. 4 rods, 150 mm Chain, 470 mm

Manual Fixturlaser GO Basic  
Manual Fixturlaser GO Basic (FR, RUS, SE, ESP, GB)

3 pcs Battery LR14 C-cell Alkaline

**FIXTURLASER GO Basic**

**FIXTURLASER GO BASIC - COMPLETE SYSTEM**

Weight (incl. all standard parts): 6.8 kg (15 lbs)  
Storage Temperature: -20 to 70°C (-4 to 158°F)

**CASE**

Material:	High Impact ABS Plastic
Sealing:	Dust, water (5m/16 feet), and air tight with air pressure compensation valve
Drop Test:	3 m (10 feet) on to concrete floor
Dimensions:	400 x 320 x 170 mm (15.7 x 12.6 x 6.7 in)

**DISPLAY UNIT**

Housing Material:	High impact ABS plastic
Operating Temp:	0 to 50°C (32 to 122°F)
Storage Temp:	-20 to 70°C (-4 to 158°F)
Relative Humidity:	10 – 90%
Weight:	0.7 kg (1.54 lbs) with batteries
Dimensions:	205 mm x 116 mm x 56 mm (8.1 in x 4.6 in x 2.2 in)
Environmental Protection:	IP 54
Flash storage memory:	4 Mb
Display size:	4" diagonal (80 x 60 mm)
Interface:	Membrane Switch Keyboard
Peripherals:	2 RS-485, 1 USB slave port
Power supply:	3 x 1.5V LR-14 (C) Alkaline batteries
Operating Time:	15 hours typical use
LED Indicators:	Green, orange, and red for alignment status indication

**MEASURING UNITS**

Housing Material:	Anodized aluminum and high impact ABS plastic molded over with TPE rubber
Operating Temp:	0 to 50°C (32 to 122°F)
Relative Humidity:	10 – 90%
Weight:	186 g (6,6 oz)
Dimensions:	79 mm x 77 mm x 33 mm (3,1 in x 3,0 in x 1,3 in)
Environmental Protection:	IP 65
Laser:	650 nm class II diode laser
Laser Line Fan Angle:	6°
Laser line width (1/e2):	1,6 mm
Laser line divergence (full angle):	0.25 mrad
Laser Power:	< 1 mW
Measurement distance:	Up to 5m
Detector:	CCD
Detector length:	30 mm (1.2 in)
Detector angular sub tense:	30 mrad/m (3 mm/100 mm per meter)
Detector resolution:	1 µm
Measurement accuracy:	0.3% ± 7 µm
LED Indicators:	Laser transmission and status indicators
Inclinometer resolution:	0.1°
Inclinometer accuracy:	±0.5°
Ambient light protection:	Optical filtering and ambient light signal rejection
Cables:	2 pcs à 2 m (6.5 feet)

**SHAFT BRACKETS**

Fixture:	V-fixture for chain, width 20 mm (0,79 in)
Material:	Anodized aluminum
Shaft diameter:	Ø 20 – 175 mm (3/4 in – 6.9 in) With extension chains Ø 20 – 450 mm (3/4 in – 18 in)
Rods:	4 pcs 150 mm (5.9 in)

